Folio 211 Santa Fe
FREIGHT CAR DIAGRAMS
ENGINEER OF CAR CONSTRUCTION
TOPEKA, KANSAS

STOCK CARS

- SK-K Stock Car, Series 55502-58001 Built 1907
- S-1 Stock Car, Series Built 1906
- S-2
- S-3
- S-4
- S-5
- S-6
- S-7
- S-8 SK-O Stock Car, Series built 1923
- S-9
- S-10
- S-11
- S-12 SK-R Stock Car, (single Deck) Series 50500-50999 built 1928
- S-13 SK-S Stock Car, (Double Deck) Series 68851-69100 built 1929
- S-14 SK-T Stock Car, (single Deck) Series 60002-60501 built 1929
- S-15 SK-U Stock Car, (single Deck) Series 60502-60801 built 1930
- S-16
- S-17 SK-2 Stock Car, Series 25000-26749 built 1942-6
- S-18 SK-3 Stock Car, (single Deck) Series 26750-27870 built 1947-50
- S-19 SK-4 Stock Car, (movable deck) Series 23000-23199 built 1950
- S-20 SK-5 Stock Car, Series 27871-29170 built 1952-3

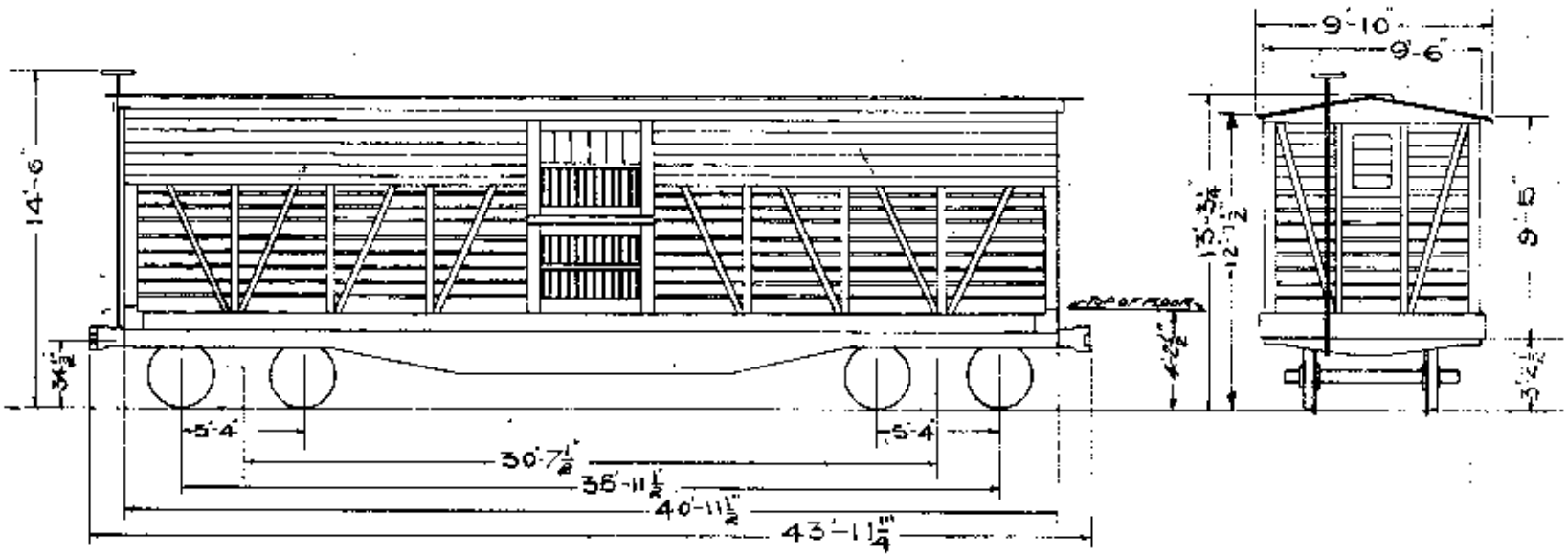

Length over end sills - - - 40'111/2"
Width over side sills - - - 9'6"
Length inside - - - - - - - - 40'0"
Width inside - - - - - - - - - 8'8"
Height from floor to carline 8'0"
Number of sills - - - - - - - 4 2 STEEL CENTER SILLS
Body bolster - - - - - - - - steel
Brake beam - - - - - - - - - - Kewanee
Draft rigging - - - - - - - - - Miner

Size of journal - - - 41/2"x8" (4¼"x8")

Capacity of car - - - 60000 lbs.
" " " - - - 2773 cu. ft.

Weight of car body
" " trucks
Total weight - - - - - 41500 lbs.
Kind of truck - - - ARCH BAR

S-1 #44

TYPE OF CAR	CLASS	SERIES	BUILT BY	YEAR
STOCK (SINGLE SOLID DECK)	SK-H	51040-51999	AM.C.& F.CO	1906

ORIGINAL NUMBER OF CARS PURCHASED-1000

DRAWN	REPROD
TRACED	—
CHECKED	—

DATE OF REVISIONS	
SEPT. 14, 1914	AMW
3-3-15-43	RAH

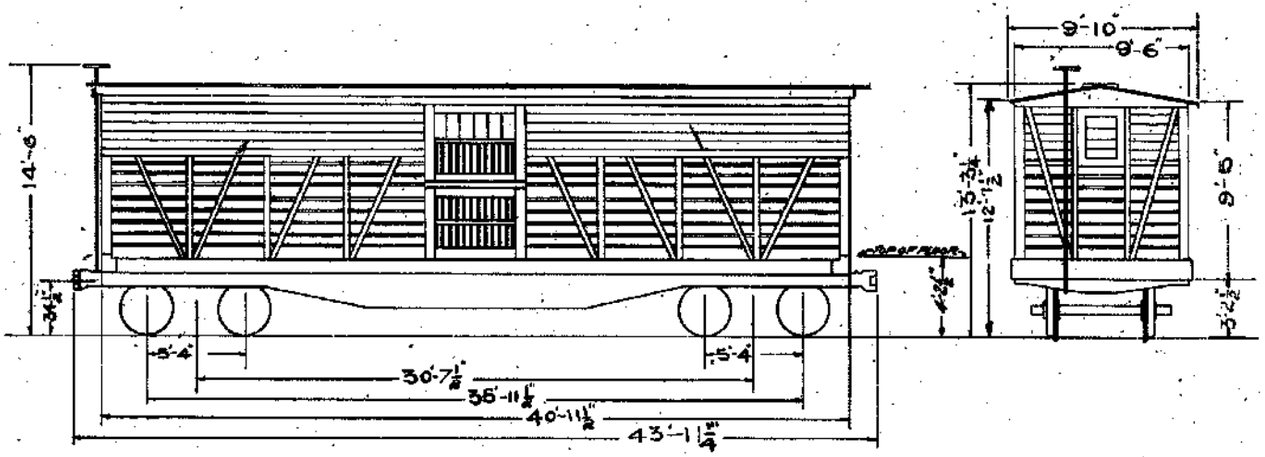

Length over end sills---40'111/2"
Width over side sills---9'6"
Length inside---------40'0"
Width inside---------8'8"
Height from floor to carline 8'0"
Number of sills-------4 2 STEEL CENTER SILLS
Body bolster---------steel
Brake beam---------Kewanee
Draft rigging---------Miner

Size of journal--- 41/2"x8" (4¼×8")

Capacity of car---60000 lbs.
" " "---2775 cu. ft.

Weight of car body
" " trucks Andrews.
Total weight-----41500 lbs.
Kind of truck--- ARCH BAR

Obsolete, as only 1 car remaining
and this one is slated to go down
2-2-54
J J H

211

CHICAGO, ILL. AUG. 1, 1908

4

208

S-8 ~~149~~

TYPE OF CAR	CLASS	SERIES	BUILT BY	YEAR
STOCK (DOUBLE DECK)	SK-O	67600 - 68099	PULLMAN CO	1923

ORIGINAL NUMBER OF CARS PURCHASED- 500

DRAWN	REPRO
TRACED	—
CHECKED	—

DATE OF REVISIONS	

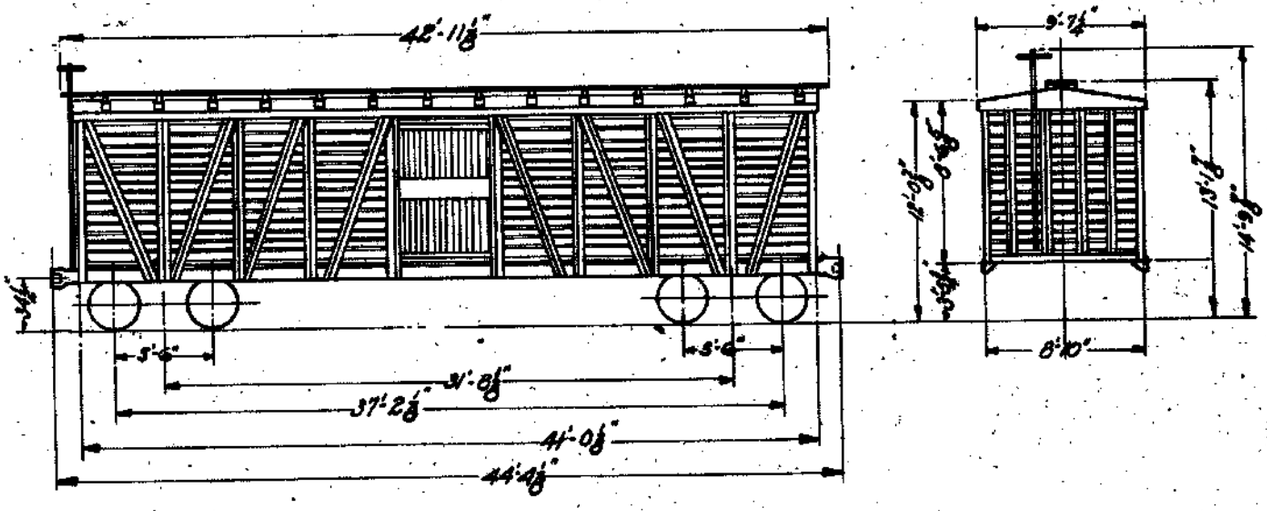

LENGTH OVER END SILLS	41'-0⅛"
WIDTH OVER SIDE SILLS	8'-10"
LENGTH INSIDE	40'-0"
WIDTH INSIDE	8'-8"
HEIGHT FROM FLOOR TO CARLINE	8'-0"
HEIGHT FROM TOP OF DECK TO CARLINE	4'-1"
BODY BOLSTER	STEEL.
BRAKE BEAM	CRECO No 24.
DRAFT RIGGING	MINER FRICTION. A-18-S.
NUMBER OF SILLS	4-STEEL.

SIZE OF JOURNAL	5" X 9"
CAPACITY OF CAR	80.000 LBS.
CAPACITY OF CAR	2542 CUB. FT.
WEIGHT OF BODY	
WEIGHT OF TRUCKS	
TOTAL WEIGHT	47800 LBS.
KIND OF TRUCK	ANDREWS CAST STL. CLASS B5I.

CHICAGO, ILL. NOV. 27, 1923

211

Santa Fe

4

215

S-17 155-B

TYPE OF CAR	CLASS	SERIES	CONVERTED BY	YEAR
STOCK (SINGLE DECK)	Sk-2	25000-26749	A.T.S.F.RY.	1942 TO 1946

UNDERFRAME FROM Bx-3 & Bx-6
Bx-3 BLT 1923&24, Bx-6 BLT. 1925

NUMBER OF CARS-894

DRAWN	RAH
TRACED	RAH
CHECKED	

REVISIONS.	
A-8-17-45	RAH
B-7-14-50	RAH

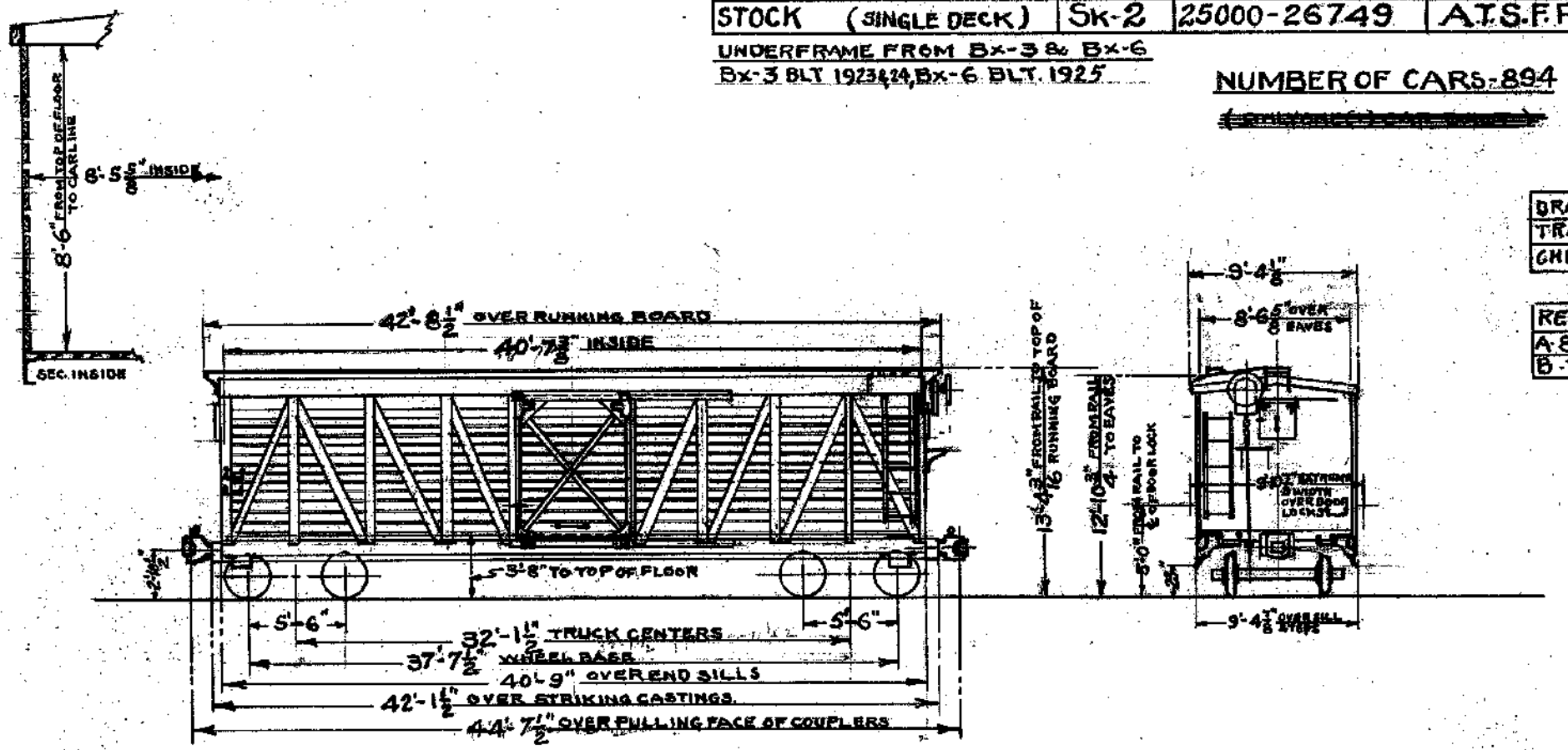

DESCRIPTION

CAPACITY	80,000 LBS	CENTER TO CENTER OF TRUCKS	32'-1½"	KIND OF COUPLERS	"E" HEAD
LOAD LIMIT	90,600 LBS	WHEEL BASE OF CAR	37'-7½"	SIZE OF SHANK	6¼" x 8"
CUBICAL CONTENT	2926 CU FT	WIDTH OVER SIDE SILLS	8'-7⅝"	DRAWBAR YOKE	CAST STEEL
LIGHT WEIGHT OF CAR	45500 LBS	WIDTH OVER SIDE PLATES	8'-7⅝"	DRAWBAR ATTACHMENT	HORIZ. KEY
WEIGHT OF BODY	30100 LBS	WIDTH OVER EAVES	8'-6⅝"	UNCOUPLING ARRANGEMENT	IMPERIAL TYPE A
WEIGHT OF TRUCKS	15400 LBS	EXTREME WIDTH (OVER DOOR LOCK)	9'-10⅛"	HAND BRAKE	AJAX
INSIDE LENGTH	40'-7⅜"	HEIGHT FROM RAIL TO EXTREME WIDTH T/C OF LOCK	5'-0"	DRAFT GEAR	MINER A-18-S
INSIDE WIDTH	8'-5⅝"	EXTREME HEIGHT (T/C OF RUNNING BOARD)	13'-4 3/16"	DRAFT GEAR CARRIER	STEEL
INSIDE HEIGHT	8'-6"	UNDERFRAME	STEEL	KIND OF TRUCKS	CAST STEEL
HEIGHT FROM RAIL TO TOP OF FLOOR	3'-8"	SUPERSTRUCTURE	STEEL	WHEEL BASE OF TRUCK	5'-6"
HEIGHT FROM RAIL TO TOP OF RUNNING BOARD	13'-4 3/16"	DOORS, SIDE	STEEL BOUND	TRUCK FRAME	ANDREWS C.S. SIDE
HEIGHT FROM RAIL TO EAVES	12'-10¾"	DOOR CLEAR OPENING	6'-0" W x 8'-0¼" H	JOURNAL BOX LID	NATIONAL
LENGTH OVER END SILLS	40'-9"	DOORS, END	STEEL PLATE	SIZE OF JOURNAL	5" x 9"
LENGTH OVER RUNNING BOARD	42'-8½"	DOOR CLEAR OPENING	2'-1¾" W x 24" H	WHEELS	33"-700# CAST IRON
LENGTH OVER STRIKING CASTINGS	42'-1½"	ENDS	CORRUGATED	BRAKE BEAM	CRECO NO 3
LENGTH OVER PULLING FACE OF COUPLERS	44'-7½"	ROOF (FROM Bx-3 & Bx-6)	OUTSIDE FLEXIBLE METAL	BRAKE	"AB" EQUIPMENT
		BODY LIST	1787		

TRUCKS FROM Bx-3

NOTE: ALL DIMENSIONS TAKEN FROM TOP OF RAIL.

TOPEKA, KANSAS. NOV. 10, 1942.

211
Santa Fe
4

224

S-20

TYPE OF CAR	CLASS	SERIES	BUILT BY	YEAR
STOCK (SINGLE DECK)	SK-5	27871-29170	A.T.&S.F.	1952-53

1300 CARS

UNDERFRAME FROM Bx3 & Bx-6
Bx-3 BLT. 1923 & 1924
Bx-6 BLT. 1925.

DRAWN	F.L.E.
TRACED	
CHECKED	

REVISIONS.

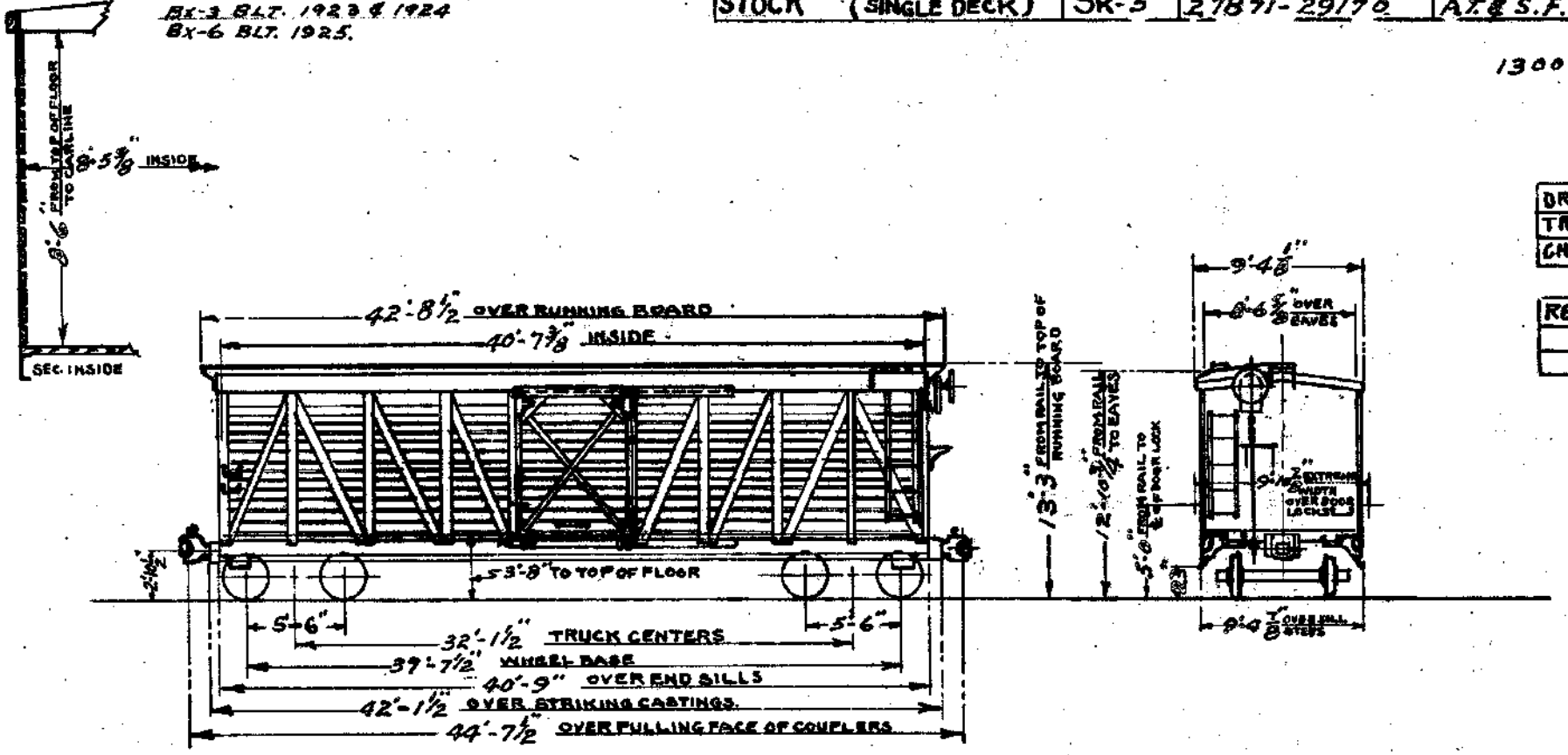

DESCRIPTION

CAPACITY	80,000 LBS.	CENTER TO CENTER OF TRUCKS	32'-1 1/2"	KIND OF COUPLERS	E HEAD
LOAD LIMIT	92,600 "	WHEEL BASE OF CAR	37'-7 1/2"	SIZE OF SHANK	6 1/4" X 8"
CUBICAL CONTENT	2926 CU.FT.	WIDTH OVER SIDE SILLS	8'-7 3/8"	DRAWBAR YOKE	CAST STEEL
LIGHT WEIGHT OF CAR	43,400 LBS	WIDTH OVER SIDE PLATES	8'-7 3/8"	DRAWBAR ATTACHMENT	HORIZ. KEY
WEIGHT OF BODY	28,000 "	WIDTH OVER EAVES	8'-6 3/8"	UNCOUPLING ARRANGEMENT	IMPERIAL
WEIGHT OF TRUCKS	15,400 LBS.	EXTREME WIDTH (OVER DOOR LOCK)	9'-10 7/8	HAND BRAKE	AJAX
INSIDE LENGTH	40'-7 3/8"	HEIGHT FROM RAIL TO EXTREME WIDTH TOP OF LOCK	5'0"	DRAFT GEAR	MINER A-18-S
INSIDE WIDTH	8'-1 5/8"	EXTREME HEIGHT (TOP OF RUNNING BOARD)	13'-3"	DRAFT GEAR CARRIER	STEEL
INSIDE HEIGHT	8'-6"	UNDERFRAME	STEEL	KIND OF TRUCKS	CAST STEEL
HEIGHT FROM RAIL TO TOP OF FLOOR	3'-8"	SUPERSTRUCTURE	STEEL	WHEEL BASE OF TRUCK	5'-6"
HEIGHT FROM RAIL TO TOP OF RUNNING BOARD	13'3"	DOORS, SIDE	STEEL BOOND	TRUCK FRAME	ANDREWS CAST STEEL
HEIGHT FROM RAIL TO EAVES	12'-10 3/4"	DOOR CLEAR OPENING	6'-0" W X 8'-0 1/8" H	JOURNAL BOX LID	NATIONAL
LENGTH OVER END SILLS	40'-9"	DOORS, END	NONE	SIZE OF JOURNAL	5" X 9"
LENGTH OVER RUNNING BOARD	42'-8 1/2	DOOR CLEAR OPENING	--	WHEELS	33" CAST IRON
LENGTH OVER STRIKING CASTINGS	42'-1 1/2"	ENDS	CORRUGATED	BRAKE BEAM	CREC. #3
LENGTH OVER PULLING FACE OF COUPLERS	44'-7 1/2	ROOF	DIAGONAL PANEL RIVETED	BRAKE	A-B EQUIPMENT

BODY DRG. LIST	3131
TRUCK LIST	
BILL OF MATERIAL	

TRUCKS FROM Bx3 OR Bx-6

APEX METAL RUNNING BOARD & BRAKE STEP

211

Santa Fe

4

TOPEKA, KANSAS. JAN. 2, 1953.

54