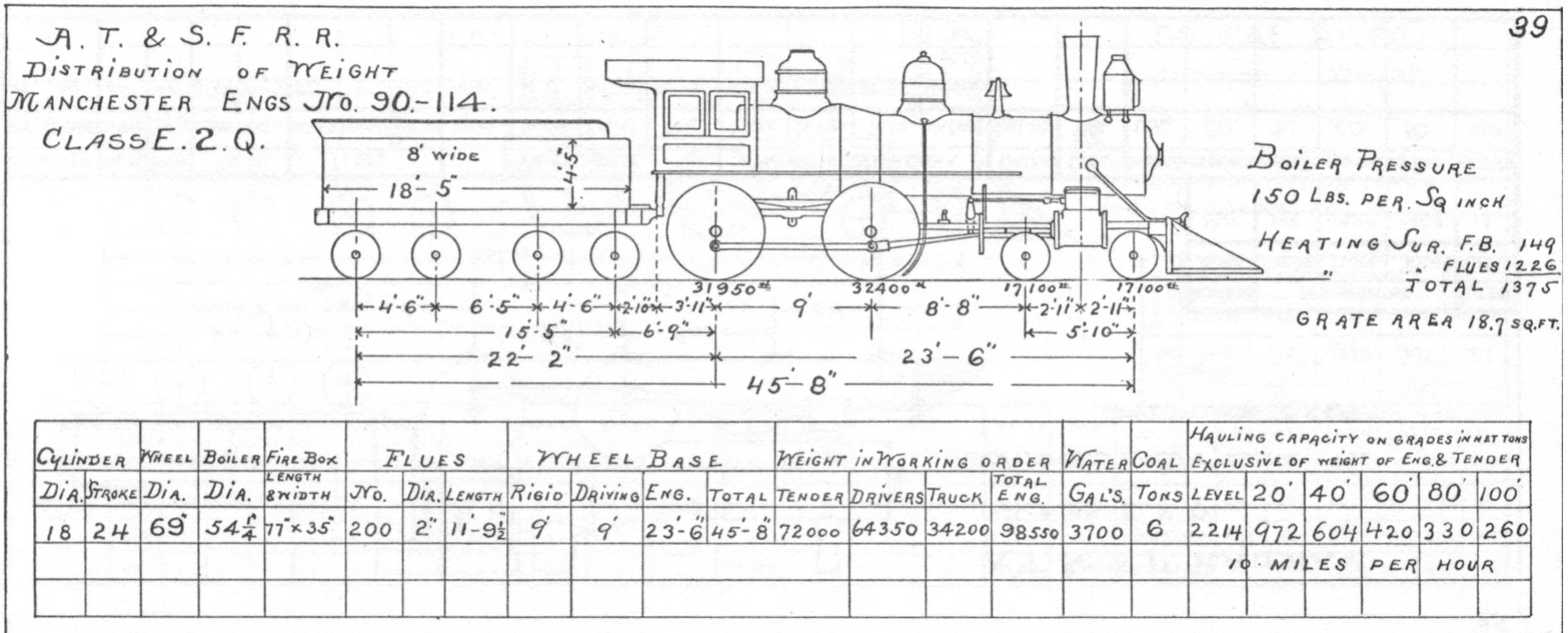



RTR CONVERSION



Model Santa Fe's last 4-4-0



Flues

11' 9"

Fire Box

77"

18' 5"

G.C. & S.F.

93

4' 5"

5' 10"

8' 8"

9'

NOTE - WHITE DRIVER TIRES
AND PILOT WHEELS

AUG 12, 1928


69" DRIVERS


3700 GAL WATER


90 CLASS

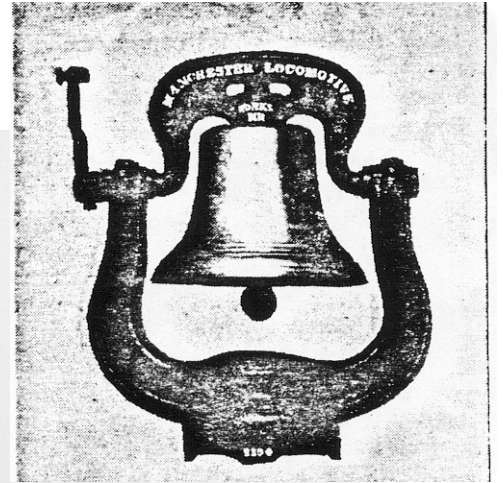



Brownwood TX ca 1937-38






















Model in work



Conclusion

TEXAS STEAM LOCOMOTIVES YOU CAN MODEL (HO) with RTR/Kit locomotives

*My mission was to provide you with
Ideas to help you build your models*

Go Build Your Models

